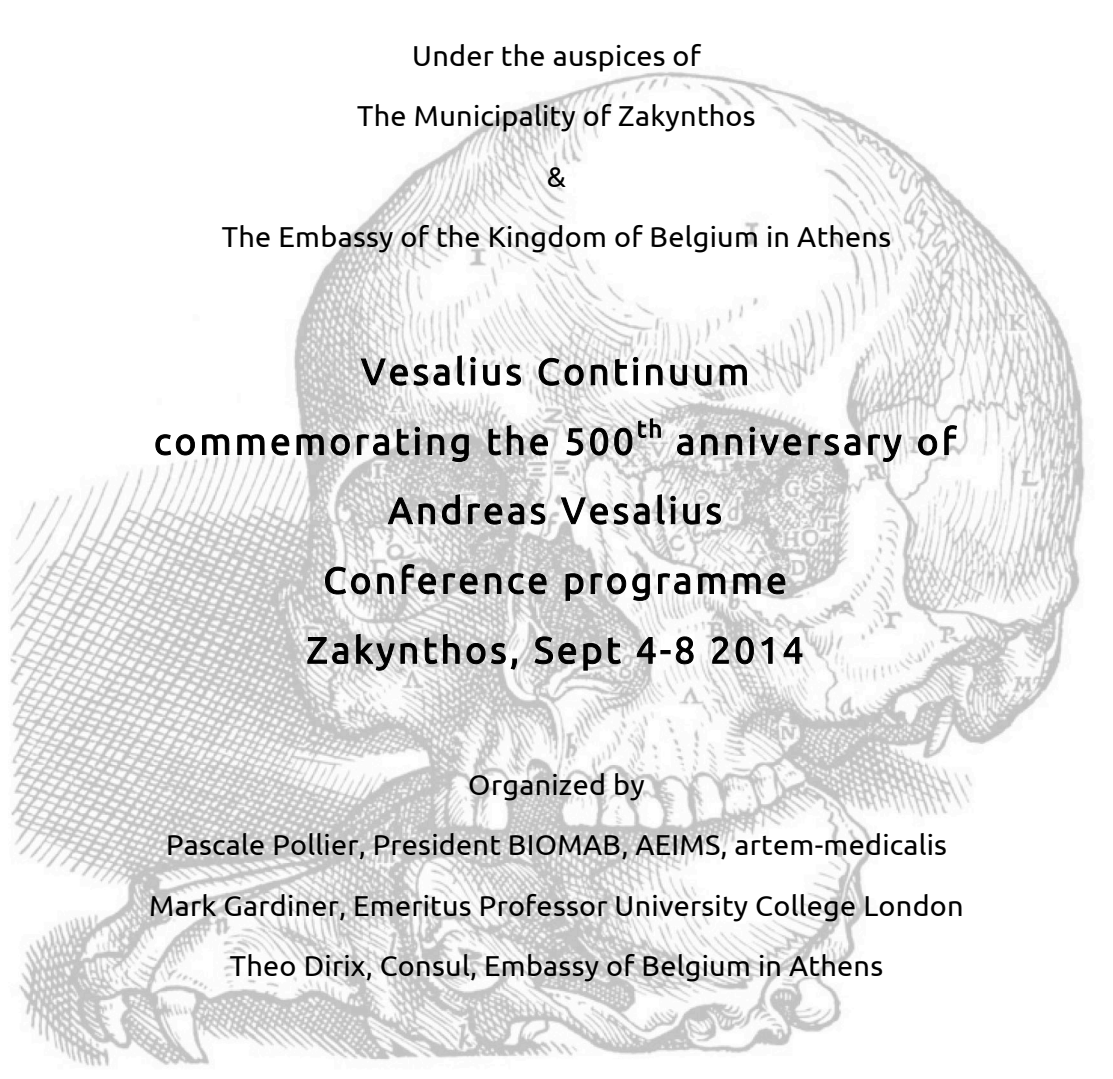


Vesalius Continuum



Under the auspices of
The Municipality of Zakynthos
&

The Embassy of the Kingdom of Belgium in Athens

Vesalius Continuum
commemorating the 500th anniversary of
Andreas Vesalius
Conference programme
Zakynthos, Sept 4-8 2014

Organized by

Pascale Pollier, President BIOMAB, AEIMS, artem-medicalis

Mark Gardiner, Emeritus Professor University College London

Theo Dirix, Consul, Embassy of Belgium in Athens

Vesalius Continuum

Thursday, 4 September 2014 morning session

10.00: gathering of the officials, speakers & guests

Location: Theatre of Sarakinado, 29100 SARA KINADO, 6 km outside of ZAKYNTHOS

10.30: Opening Ceremony (hosted by Theo Dirix)

Greeting of Welcome by the Mayor of Zakynthos.

Opening speech by **Mrs Olga Kefaloyianni, Minister of Tourism**

Greetings by H.E. Marc Van den Reeck, Ambassador of Belgium in Athens and Pascale Pollier, President BIOMAB and AEIMS.

11.00: Opening address by Prof Giorgio Zanchin, University of Padua Medical School. Professor of History of Medicine. Vice-President of the Italian Society for the History of Medicine.

11.15: Keynote Speech by Stefanos Geroulanos, MD, PhD, Professor of Surgery, University of Zurich; Prof emeritus History of Medicine, University of Ioannina, and President of the International Hippocratic Foundation.

12.00: Unveiling of the new monument sculpted by Richard Neave and Pascale Pollier & Plinth with Vesalius coat of arms sculpted by Chantal Pollier, The Vesalius plaque engraved by the Kindersley Workshop.

Location: At Solomos Square Zakynthos

12.30-16.30: Welcome reception (hosted by Dr. Stephen Joffe)

Opening exhibition Fabrica Vitae introduced by Pascale Pollier and Eleanor Crook

Location: at the Municipal Hall, Cultural center, Solomos Square, Zakynthos

16.30: gather at the Vesalius monument behind the library to take shuttle buses back to the conference centre

our thanks go out to our hosts at the Sarakinado Theatre

- o Zontos Timotheos (Responsible of the Sarakinado Theatre), Petros Psaris (technician)
- o Karidakis Babis (president of Sarakinado: *helping as well with lights and sound when Petros is not here*)
- o Tirogalas Dionisis (Theatre's personnel : *at the bar*),

Vesalius Continuum

Thursday, 4 September 2014 afternoon/evening

17.00 – 19.30: Round Table:

'Travelling through time with a camera in Zakynthos, Vesalius and the healers in his footsteps'

Location: Theatre of Sarakinado, 29100 SARA KINADO, 6 km outside ZAKYNTHOS

With:

KATERINA DEMETI, Director of the Museum of D. Solomos and Eminent people of Zakynthos: Nicholaos Barbianis and Andreas Vesalius: The contribution of N. Barbianis and his management of the historical information surrounding Vesalius' death on Zakynthos.

DR KATERINA KABASSI, Head of the Division of Conservation of Cultural Heritage, Department of Environmental Technology, School of Applied Sciences, TEI of Ionian Islands: Travelling in time via Internet: The Internet as a tool for the study of the past. Case Study: a multidimensional search for Vesalius.

NIKIAS LOUNTZIS, Lawyer, writer, President of Society 'Friends of Museum of D. Solomos and Eminent people of Zakynthos': Galean - Vesalius: Preconception and revelations.

VERY REVEREND PANAGIOTIS KAPODISTRIAS, Vicar General / Holy Metropolis of Zakynthos, Master of Theology Approaching from the orthodox theological aspect of the achievements of modern medicine.

DIONYSIOS FLEMOTOMOS, Writer-poet, President of Giostra di Zante: The role of Saints, healers and folk remedies in epidemics on Zakynthos.

DR. CHRISTOS KARYDIS, Lecturer at the Division of Conservation of Cultural Heritage, TEI of Ionian Islands and the Aristotle University of Thessaloniki : The iconographical representation of Andreas Vesalius portrait and his anatomy drawings.

DR. NIKOLAOS SARRIS, Book & Paper Conservator The Art of Printmaking and Bookmaking in Editions of Medical Anatomy.

Vesalius Continuum

Friday, 5 September 2014 / morning session

09:00 – 12:30

Session 1: Andreas Vesalius – The Life

Chairs: Maurits Biesbrouck (BE) and Stephen Joffe (USA).

Speakers:

09.00 – 09.20: Raffaele De Caro - Vesalius' time in Padova

09.20 – 09.40: Theodoor Goddeeris - Itinerarium Andreae Vesalii

09.40 – 10.00: Maurits Biesbrouck - The last months of Andreas Vesalius

10.00 – 10.30: Discussion

10.30 – 11.00: Coffee break

11.00 – 11.20: Pavlos Plessas - Powerful indications that Vesalius died from scurvy

11.20 – 11.40: Sylviane Dederix- The Quest for the Grave, a G.I.S of the vicinity of the Santa Maria delle Grazie church

11.40 – 12.00: Omer Steeno - Franciscus and Anna: Vesalius' Brother and Sister in the Spotlight

12.00 – 12.30: Discussion

12.30 – 14.00: Lunch break

Topics

The details of Vesalius' life were established, to a considerable extent, in Charles O'Malley's biography published in 1964 on the 400th anniversary of his death and in a later work by Stephen Joffe.

However, much recent original historical work (by Steeno, Biesbrouck, Goddeeris and Plessas) has focused on the circumstances of his last voyage, his death and his burial place on the island refuting earlier assumptions. Presentation of a G.I.S. by Sylviane Déderix of the Foundation for Research & Technology, Hellas (F.O.R.T.H.) & Institute for Mediterranean Studies (I.M.S.) (deputy director Apostolos Sarris) and Pavlos Plessas, seconded by EBSA, the Belgian School in Athens (director Jan Driessen), sponsored by Agfa Healthcare and coordinated by Theo Dirix. An attempt is made to identify Vesalius' cause of death (Pavlos Plessas).

Vesalius Continuum

Friday, 5 September 2014 / afternoon session 14:00 – 17:30

Session 2: Andreas Vesalius – The Work

Chairs: Vivian Nutton (UK)

Speakers:

14.00 – 14.20: Guy Cobolet – Vesalius' *De Humani Corporis Fabrica* in context

14.20 – 14.40: Daniel Garrison - Vesalius' Epistle on the China Root (1546): The Recovering Humanist

14.40 – 15.00: Jacqueline Vons - *Vivitur ingenio*

15.00 – 15.30: Discussion

15.30 – 16.00: Coffee break

16.00 – 16.20: Stephane Velut - Vesalius' Anatomical Observations

16.20 – 16.40: Vivian Nutton - Vesalius and his Annotations

16.40 – 17.00: David J. Williams - Vesalius at Cambridge

17.00 – 17.30: Discussion

Topics

The *Fabrica* (1543) will of course be the central focus. There are two new developments of special interest concerning what is rightly considered to be one of the great treasures of Western civilisation. A second edition has recently been discovered which scholarly analysis (by Nutton) suggests was annotated by Vesalius himself in preparation for a never published third edition. Karger, located in Basel where the original was published, are bringing out a new English translation (by Garrison and Hast) to coincide with the quincentenary. Attention will also be directed toward his other works such as the *Epitome* and the *China Root* Epistle.

Vesalius Continuum

Friday, 5 September 2014 / evening session from 20:30

20.30: Open Air Concert (at Faneromeni, Doksaradon / Matinegkou Streets) with Beatriz Macias (flute, voice), Yannick Van De Velde (piano) and Roeland Henkens (trumpet).

The concert opens a tour on the Ionian Islands as part of the cultural cycle: Things from Belgium.

"Things from Belgium"



Trio
Beatriz Macias φλάουτο
Roeland Henkens τρομπέτα
Yannick Van de Velde πιάνο

Solista

Ζάκυνθος/Zakynthos 5.9 20:30
ΠΑΡΑΣΚΕΥΗ ΠΡΑ ΕΝΑΡΞΗΣ
>Ναός της Φανερωμένης / Faneromeni church

Κεφαλλονιά/Kefalonia 6.9 20:30
ΣΑΒΒΑΤΟ
>Αργοστόλι, Κεντρική πλατεία / Argostoli, Central square

Ιθάκη/Ithaki 8.9 20:30
ΑΥΤΕΡΑ
>Βαθύ, Λαζαρέτο / Vathi, Lazaretto

Λευκάδα/Lefkada 9.9 20:30
ΤΡΙΤΗ
>Δημόσια βιβλιοθήκη / Public library

Αθήνα/Athens 12.9 20:00
ΤΕΤΑΡΤΗ
>Μουσείο Ακρόπολης / Acropolis Museum

ΕΙΣΟΔΟΣ ΕΛΕΥΘΕΡΗ

Διοργάνωση
KINGDOM OF BELGIUM
www.diplomatie.belgium.be

Σε συνδιοργάνωση με
AGFA HealthCare
VIOHALCO
janssen
OMEGA PHARMA
M-Y

οργάνωση & γραφεία
SPICS IT GITS

Vesalius Continuum

Saturday, 6 September 2014 / morning session 09:00 – 12:30

Session 3: The art of human anatomy: Renaissance to 21st century

Chairs: Brian Hurwitz (UK) and Ruth Richardson (UK)

Speakers:

09.00 – 09.20: Robrecht van Hee – Vesalius' long-term impact

09.20 – 09.40: Francis Wells – Leonardo's working heart

09.40 – 10.00: Roberta Ballestriero – Three-dimensional anatomy

10.00 – 10.30: Discussion

10.30 – 11.00: Coffee break

11.00 – 11.20: Ruth Richardson – Gray's Anatomy

11.20 – 11.40: Paolo Mazzarello and Valentina Cani - Golgi and the fine structure of the nervous system

11.40 – 12.00: Marco Catani - the art of brain imaging

12.00 – 12.30: Discussion

12.30 – 14.00: Lunch

Topics

Relations between the art and science of anatomy from the time of Vesalius to the present will be considered with particular emphasis on the role of the medical artist and the changing nature of anatomical illustration over the last five centuries. Pivotal changes in the art of anatomy will be examined including the evolution of media and brain imaging from Golgi to Geschwind.

Vesalius Continuum

Saturday, 6 September 2014 / afternoon session 14:00 – 17:30

Session 4: 21st century anatomy teaching and learning

Quo Vadis?

Chairs: Peter Abrahams (UK) and Francis van Glabbeek (BE).

Speakers:

14.00 – 14.20: Bernard Moxham – A modern way of learning gross anatomy - dissection by the students

14.20 – 14.40: Susan Standring - Gray's Anatomy: past, present and future roles of a major reference book

14.40 – 15.00: Shane Tubbs - Translational research: can surgery focus anatomical research and education - the reverse of Vesalius' time?

15.00 – 15.20: Brion Benninger - Vesalius and Google Glass , ultrasound and dissection – the triple feedback

15.20 – 15.40: Discussion

15.40 – 16.00: Coffee break

16.00 – 16.20: Robert Trelease – Ideal world or not: designing modern anatomy teaching and facilities for meeting changing demands in evolving curricula.

16.20 – 16.40: Richard Tunstall - Latest technology: how can emerging technologies enhance anatomy teaching and learning and has 3D technology got an important future role?

16.40 – 17.00: Tom Lewis – Mobile technology and medical apps in modern anatomy education: an innovative replacement for the cadaver experience?

17.00 – 17.30: Questions and discussion - Final summary

Speakers all Sponsored by: St. George's University, Grenada, West Indies

Vesalius Continuum

Saturday, 6 September 2014 / evening

19:00 – 21:00

19:00: Film: 'Do we feel with our brain and think with our heart?'

by Jan Fabre & Giacomo Rizzolatti 00:15 min

Parma, Filmed at: Parma University, Department of Neurosciences

Color, sound: English

Cameraman / Sound / Lights: Jacopo Niccoli

Filming coordination: Solares Parma

Editing: Jan De Coster

Sound design: Electroacoustic music by Sylvie Bouteiller

Production: Angelos bvba / Jan Fabre

Distributed by LIMA, Amsterdam

19:30: Film: FABRICA VITAE PILOT by Sofie Hanegreefs and Jelle Jansens 00:12 min

'Genius lives on, all else is mortal.' Unique visions on the future of humanity and the hitherto 'organic carbon man'.

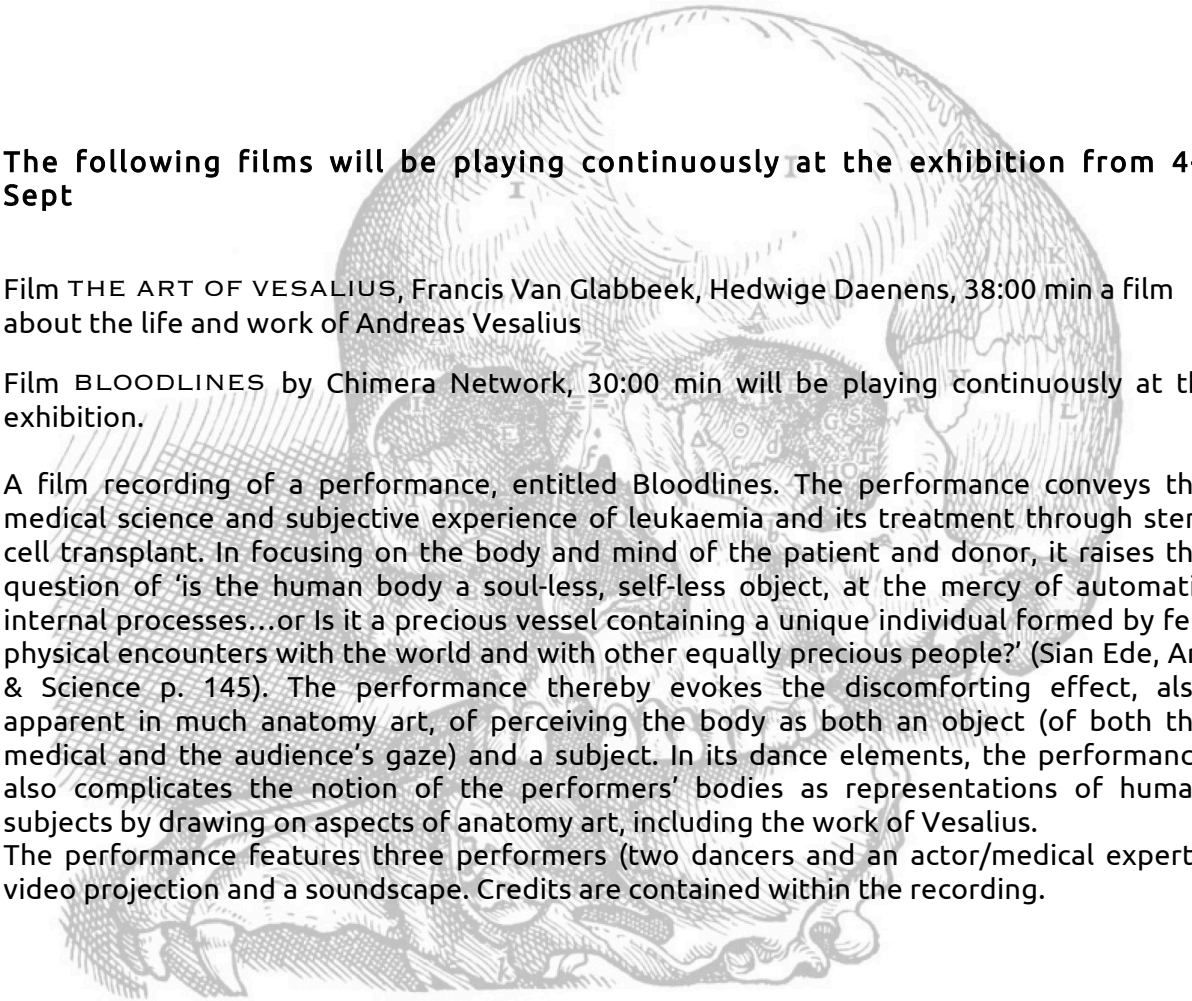
A group of contemporary, brilliant scientists and innovative artists will be questioned about their work and what they perceive the future of 'humanity and the physical human body' to be. It will be fascinating to record their unique visions of man's mortality, decay and death. Along with the ecorches of the 'Fabrica', the exploration and 'dissection' of these pioneering minds will be the backbone of this documentary.

19:45 – 20:00: discussion Film; Fabricae Vitae by Jelle Jansens and Sofie Hanegreefs. (Andere Wereld films)

20:00 – 20:30: Film: LIMINALITY by Valentina Lari & Laurence Talairach-Vielmas

The future of anatomical collections concerns both conservative medical professionals, as well as researchers and artists working on the subject. Whether artificial or natural anatomical models, preparations, illustrations or photographs, these collections are an integral part of the history of Western medicine, and the history of universities and institutions in which museums anatomy emerged and developed. However, with the advent of modern techniques and advances in medical imaging, these collections were gradually relegated to oblivion.

Vesalius Continuum



Because of poor storage conditions and inadequate conservation, lack of space, insufficient funding or a general disinterest some of these forgotten patients and anatomical preparations, who were once the flagship of medical museums of previous centuries, seem today condemned to oblivion. This project aims to educate both health professionals and general public to the uncertain future of some scientific collections.

Taking the example of the Museum of Anatomy, Faculty of Medicine, Toulouse-Rangueil (Université Toulouse III – Paul Sabatier), the project science-art Liminality, which includes a short film (co-produced by Valentina Lari & Laurence Talairach-Vielmas and directed by Valentina Lari) and a photographic exhibition (Valentina Lari), highlights how these collections constitute today an incredible and important heritage that is crucial to save.

The following films will be playing continuously at the exhibition from 4-8 Sept

Film **THE ART OF VESALIUS**, Francis Van Glabbeek, Hedwige Daenens, 38:00 min a film about the life and work of Andreas Vesalius

Film **BLOODLINES** by Chimera Network, 30:00 min will be playing continuously at the exhibition.

A film recording of a performance, entitled Bloodlines. The performance conveys the medical science and subjective experience of leukaemia and its treatment through stem cell transplant. In focusing on the body and mind of the patient and donor, it raises the question of 'is the human body a soul-less, self-less object, at the mercy of automatic internal processes...or Is it a precious vessel containing a unique individual formed by felt physical encounters with the world and with other equally precious people?' (Sian Ede, *Art & Science* p. 145). The performance thereby evokes the discomfoting effect, also apparent in much anatomy art, of perceiving the body as both an object (of both the medical and the audience's gaze) and a subject. In its dance elements, the performance also complicates the notion of the performers' bodies as representations of human subjects by drawing on aspects of anatomy art, including the work of Vesalius. The performance features three performers (two dancers and an actor/medical expert), video projection and a soundscape. Credits are contained within the recording.

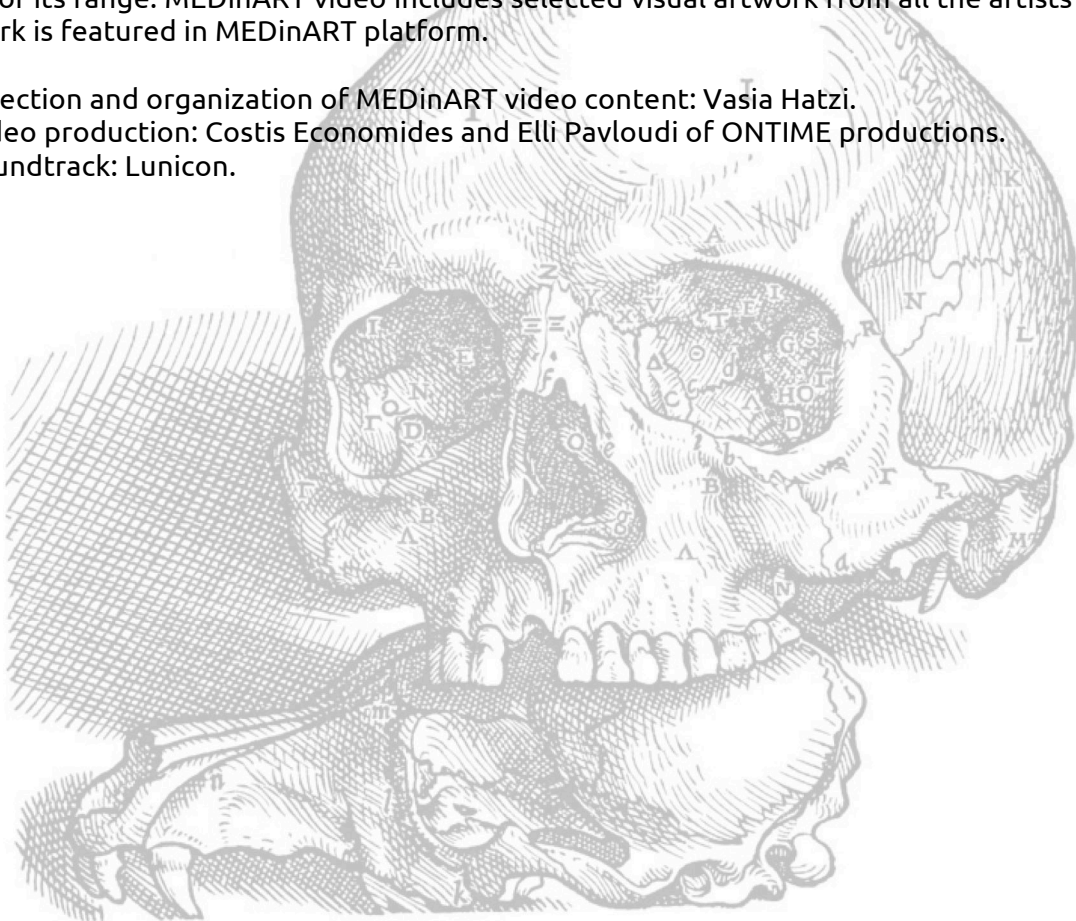
Vesalius Continuum

Film MEDinART by Vasia Hatzi will be playing continuously at the exhibition.

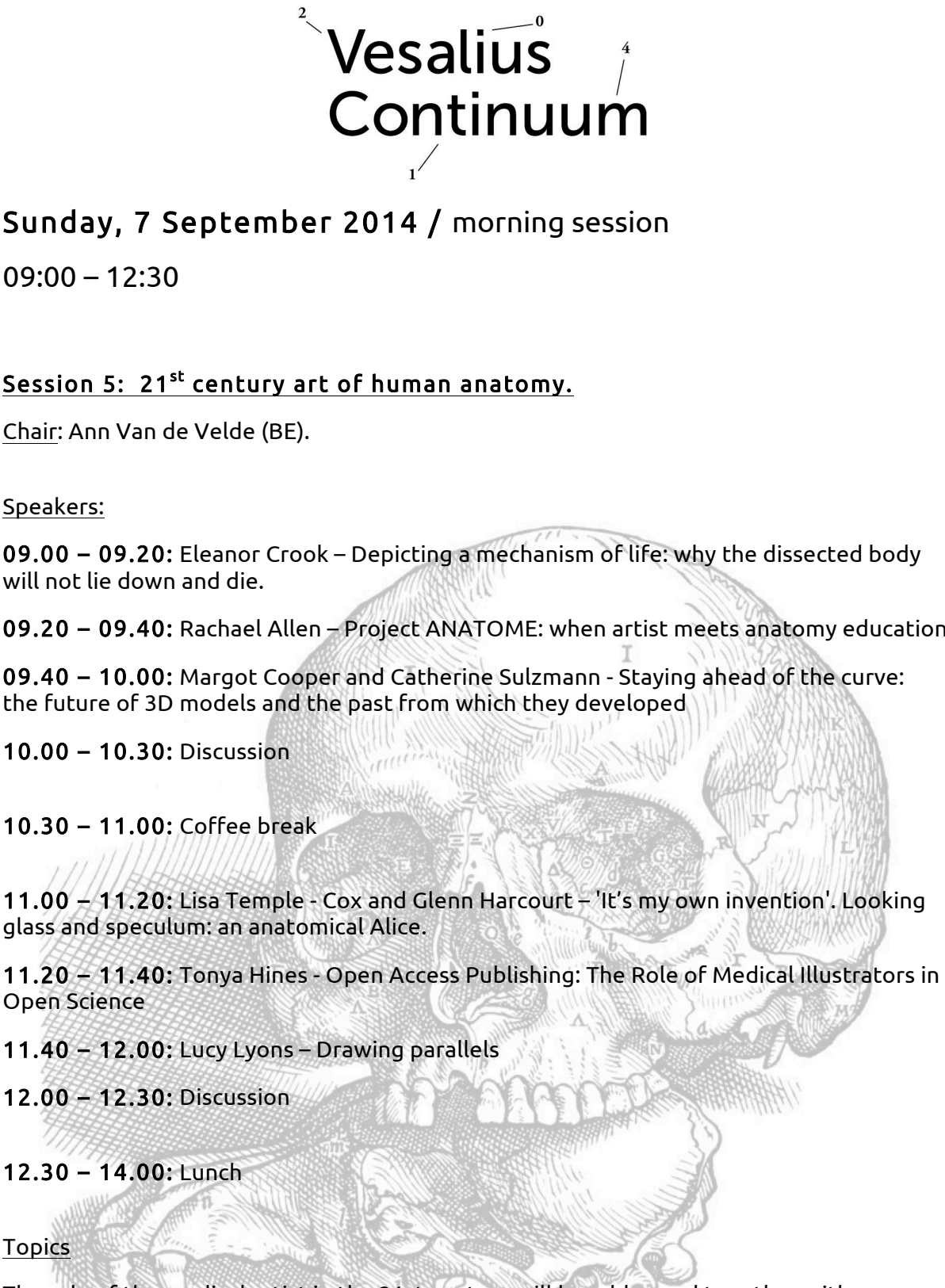
MEDinART (www.medinart.eu) is an international network for artists around the world that communicate through their art aspects of biomedical sciences. Its main goal is to highlight biomedical issues through different forms of art, bring together biomedical artists, educate and inspire the general public and trigger scientists to communicate their research fields using creative and innovative ways. MEDinART Creator and Director: Vasia Hatzi, PhD Geneticist.

The history of Medicine would not be the same without the contribution of Art. Today many contemporary artists around the world, following the spirit of the greatest anatomists in human history such as Andreas Vesalius, are inspired by medicine and biomedical sciences. They share the same vision and passion to understand human body in all of its range. MEDinART video includes selected visual artwork from all the artists whose work is featured in MEDinART platform.

Selection and organization of MEDinART video content: Vasia Hatzi.
Video production: Costis Economides and Elli Pavloudi of ONTIME productions.
Soundtrack: Lunicon.



Vesalius Continuum



Sunday, 7 September 2014 / morning session

09:00 – 12:30

Session 5: 21st century art of human anatomy.

Chair: Ann Van de Velde (BE).

Speakers:

09.00 – 09.20: Eleanor Crook – Depicting a mechanism of life: why the dissected body will not lie down and die.

09.20 – 09.40: Rachael Allen – Project ANATOME: when artist meets anatomy education.

09.40 – 10.00: Margot Cooper and Catherine Sulzmann - Staying ahead of the curve: the future of 3D models and the past from which they developed

10.00 – 10.30: Discussion

10.30 – 11.00: Coffee break

11.00 – 11.20: Lisa Temple - Cox and Glenn Harcourt – 'It's my own invention'. Looking glass and speculum: an anatomical Alice.

11.20 – 11.40: Tonya Hines - Open Access Publishing: The Role of Medical Illustrators in Open Science

11.40 – 12.00: Lucy Lyons – Drawing parallels

12.00 – 12.30: Discussion

12.30 – 14.00: Lunch

Topics

The role of the medical artist in the 21st century will be addressed together with strategies for the education of medical artists and medical students. The wider field of medical art in the forensic field, in the research field and in the publishing world and literature will be explored, and a close look taken at European art and science courses and collaborations.

Vesalius Continuum

Sunday, 7 September 2014 / afternoon session 14:00 – 17:00

Session 6: Fabrica Vitae; the stuff of life

A perception of the human body seen through the eye of the contemporary artist

Chairs: Pascale Pollier (BE) and Martin Kemp (UK).

Speakers:

14.00 – 14.20: Stelarc - Engineering aliveness and affect in humanoid robots.

14.20 – 14.40: Nina Sellars - The optics of anatomy and light

14.40 – 15.00: Mara Haseltine – Geotherapy, Art from the Nano to the Geo : Art that addresses the link between our biological and cultural evolution.

15.00 – 15.30: Discussion

15.30 – 16.00: Coffee break

16.00 – 16.20: Joanna Ebenstein - The Morbid Anatomy Museum: A New Institution Devoted to Art and Medicine, Death and Culture, and the Things Which Fall Between the Cracks

16.20 – 16.40: Andrew Carnie – A change of heart

16.40 – 17.00: Discussion

Topics

A session devoted to a variety of cultural events at the interface between the human body, science and technology, sci art, the cyborg body, quantum physics, encompassing performance art, theatre, music and poetry.

Special Plenary Lecture

17.00: Martin Kemp 'Rhetorics of the real: word and image in the Fabrica'

Vesalius Continuum

Monday, 8 September 2014 / morning session

09:00 – 12:00

09:00 – 12:00: Annual General Meeting for AEIMS, BIOMAB and other associations

With thanks to our sponsors

Paulsen Media BV
Dr. and Mrs Stephen N. Joffe, USA
The Wellcome Trust
The Vesalius Trust
St George's University Medical School, Grenada
Association Européenne des illustrateurs Médicaux et Scientifiques (AEIMS)
The medial Artists Association of Great Britain (MAA)
Biological and Medical Art in Belgium (BIOMAB)
H.E. Marc Van den Reeck, Ambassador of Belgium, Athens
Theo Dirix, Consul, Embassy of Belgium, Athens
The Municipality of Zakynthos, Greece
The Ministry of Foreign Affairs, Belgium

The Organizing Committee expresses its gratitude to all organizations and individuals offering advice and support: Peter Abrahams, Maurits Biesbrouck, Annemie Deboodt, Katerina Demeti, Marc De Roeck, Jan Driessen, Emmanuel Durand, Theodoor Goddeeris, Katerina Kabassi, Denia Kakolyri, Akis Ladikos, William Nagels, Vivian Nutton, Pavlos Plessas, Chantal Pollier, Apostolos Sarris, Regina Souli & Polina Pakhomova, Omer Steeno. Petros Psaris (technician) Zontos Timotheos (Responsible of the Sarakinado Theatre), Karidakis Babis (president of Sarakinado, Tirolgalas Dionisis

AGFA
HealthCare



VIOHALCO



PAULSEN MEDIA B.V.

OXFORD
BROOKES
UNIVERSITY

St. George's University
THINK BEYOND
Grenada's West India



janssen

M+Y
GLASS
SOLUTIONS

OMEGA
PHARMA



KINGDOM OF BELGIUM
www.diplomatie.belgium.be



wellcome trust

Vesalius Continuum

